

.....2
.....3

915000007748965415

2014 1 2

[2014]5

2,725

1,225

1,500

2014

1 29

Porton Pharma Solutions Ltd.

401121

544,123,320

			/ /
	17,347,470		2009.11.30
	17,347,470		2009.11.30

EP

$2/3$

10

6

90% EP

10%

3

60

180

1%

30

5%



2/3

2/3

2/3

70%

10%

50%

50%

50%

5000

50%

500

50%

5000

50%

500

1

6

2

$2/3$

$1/3$

10%


2

10

5

10

5



20

15

9:15

9:30

3:00

2

7

5%

5%

2

30%

36

1%

2/3

1

2

3%

1

2

3

1%

1

2

3%

10

2

5

3

3

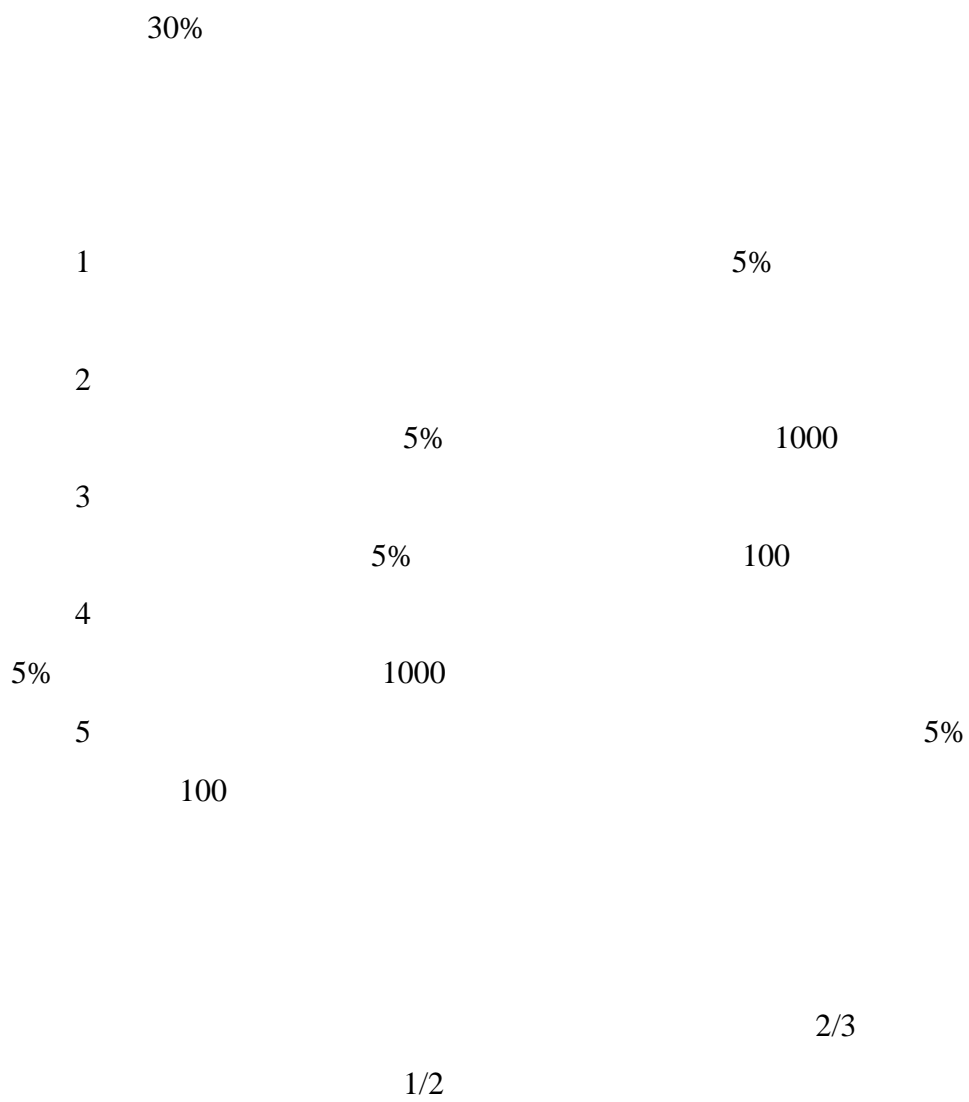
3


1/2

3

9

1





2

10

1

1

30

30

3

3

1

$1/3$

6

1

10

4

2

10%

50%

25%

10%

80%

40%

20%

2

1

10

10%

$\frac{2}{3}$

15

10

60

30

45

50%

50%

2022 4 22